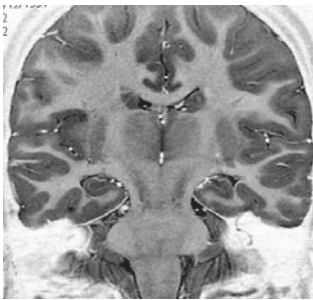


June 2007

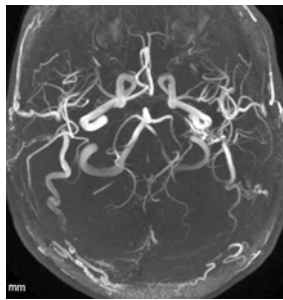
# 3 Tesla MRI at ARG

Advanced High-Field Magnetic Resonance Imaging now at 101 Remuera Rd

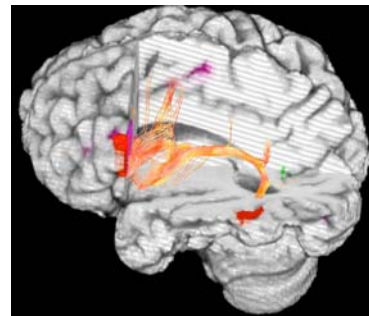
## Exceptional Image Quality - Neuro imaging



Exquisite brain imaging



MR Angiogram

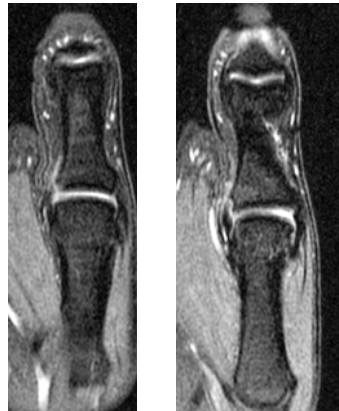


Functional MRI with Tractography

## Musculoskeletal, especially small parts



Wrist MR arthrogram

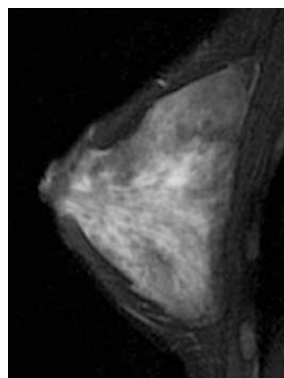


Ulnar collateral ligament tear thumb

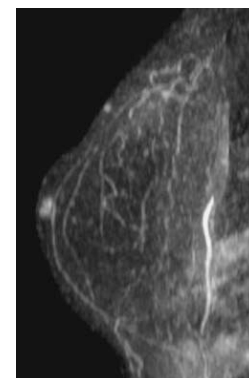
## Body & Breast



MR Cholangiopancreatography



Breast imaging



Perfusion MRI

# CT COLONOGRAPHY more COST-EFFECTIVE than COLONOSCOPY

A new study has found that CT colonoscopy with subsequent colonoscopic removal of polyps 6mm or greater in size, is **more cost-effective** and **just as clinically effective** as optical colonoscopy that targets polyps regardless of size. CTC also **avoids the complications of colonoscopy**.

The cost-benefit analysis, involving 100,000 persons over 50 years old, was performed by Dr Perry Pickhardt, a radiologist from the University of Wisconsin and Dr Cesara Hassan, a gastroenterologist in Rome. It will be published in the June issue of *Cancer*.

The cost per life-year gained from CTC with a 6mm polyp size threshold was US\$ 4,361, compared with US\$ 9,180 for colonoscopy.

## ARG NEWS

### EDDIE CADOGAN RETIRES

Dr Edmund Cadogan retired from radiology at the end of 2006, having spent his whole career in Auckland Radiology Group. Eddie graduated from Otago in 1964 and trained in radiology in Auckland. He had a long career at Greenlane Hospital and with ARG, which he joined in 1974. Eddie was a local pioneer of the use of ultrasound and maintained a considerable expertise with this modality as well as with head and neck radiology. Eddie is enjoying indulging his passion for trout fishing in his retirement.

## NEW ROOMS AT PAPATOETOE

ARG's premises at Kolmar Road have closed and new rooms have been established at **59c East Tamaki Road**, between the motorway and Hunters Corner. Ultrasound and mammography services are provided as well as standard xrays. The phone number remains the same.